

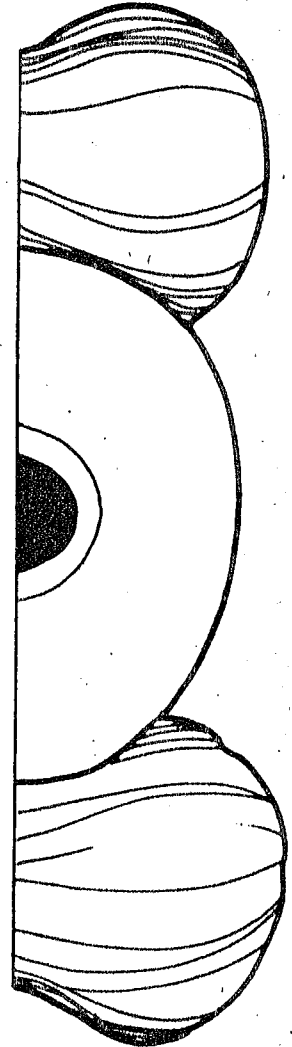
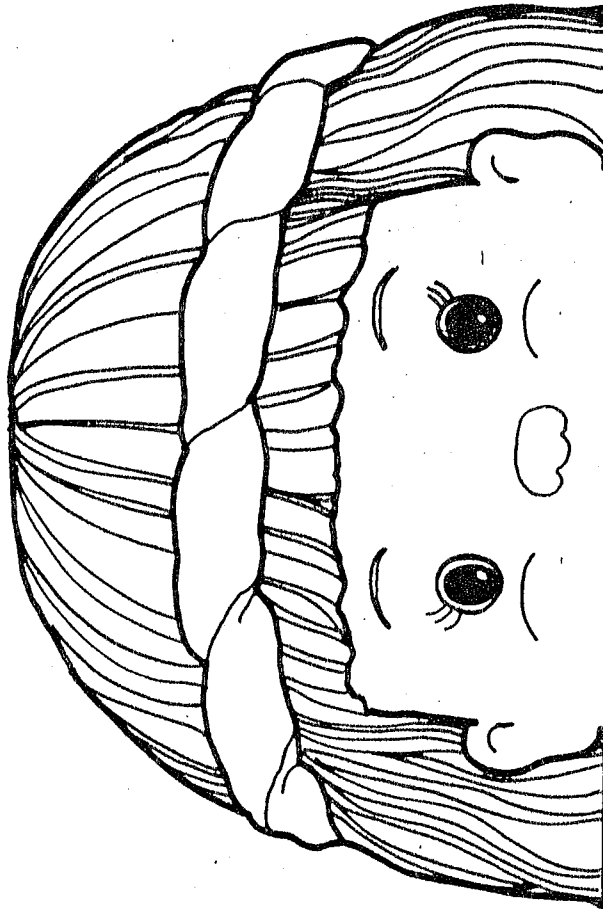


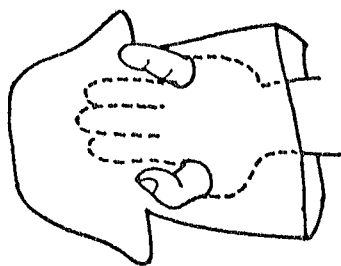
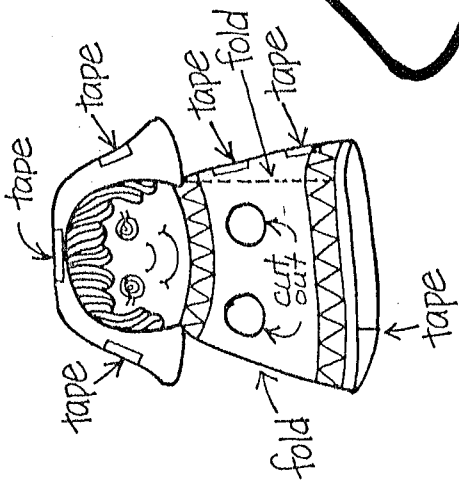
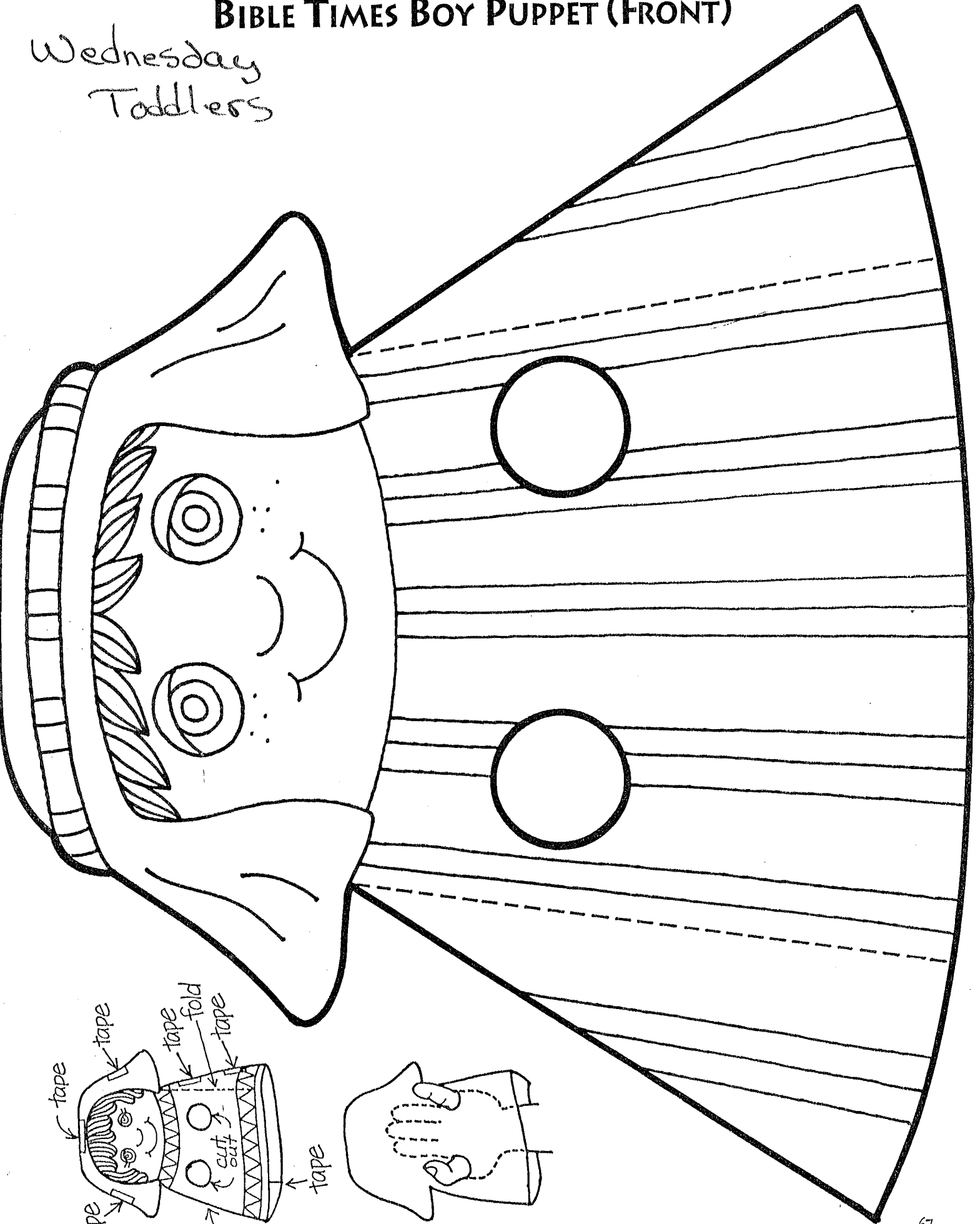
Paper Bag Puppets

Here are two paper bag puppets of Rachel and Benjamin. Color and cut out the pieces. Glue the top of the face on the flat bottom of a lunch bag. Glue the chin part of the face under the bottom flap of the bag, being careful to match the mouth lines. Bend four fingers and use them inside the folded flap to make Rachel and Benjamin "talk."

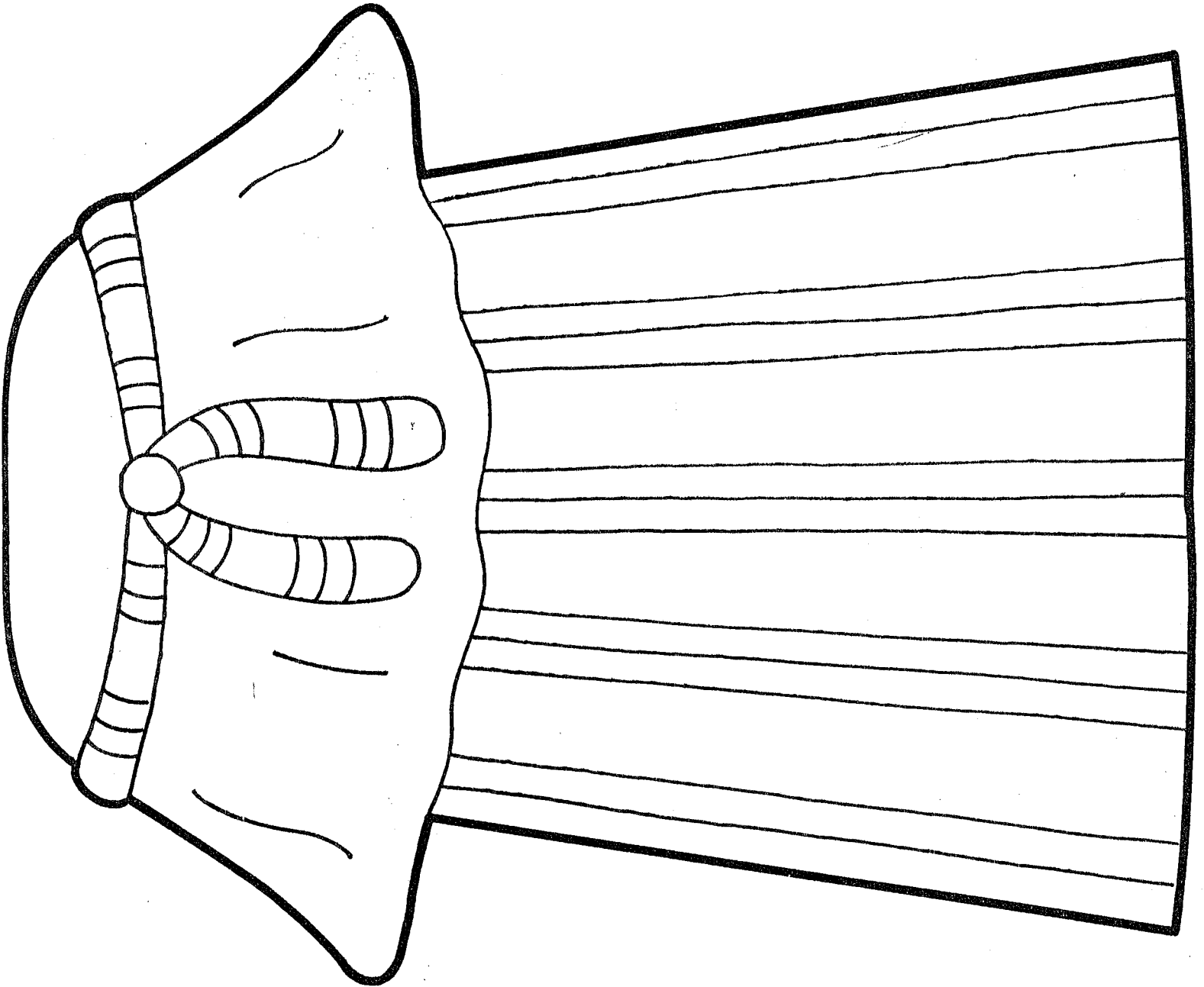


BIBLE TIMES BOY PUPPET (FRONT)

Wednesday
Toddlers

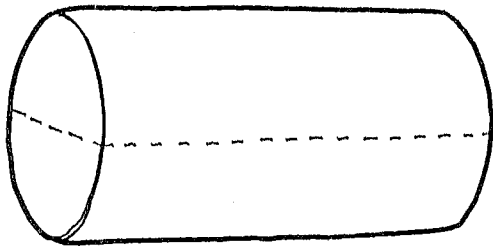


BIBLE TIMES BOY PUPPET (BACK)

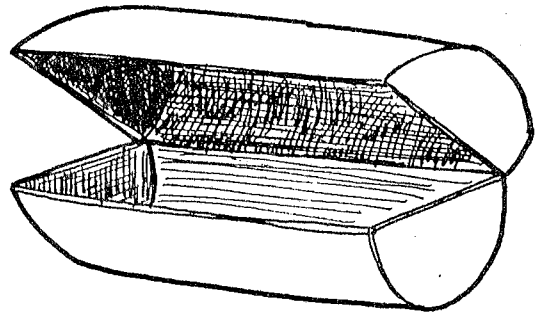


Baby Moses' Basket

1.



2.



3.



Materials:

- One oatmeal box with lid
- Scissors
- Brown or tan construction paper
- Glue or tape
- Markers
- Baby doll
- Doll blanket or piece of soft fabric
- Blue construction paper

**Directions:

1. Cut an oatmeal box down the middle leaving one side uncut, as shown in the illustration.
2. Fold the uncut side back to make a lid as shown in the illustration.
3. Cover the box with construction paper.
4. Draw a woven-design on the box to make it look like a basket.
5. Put a baby doll in the basket and cover it with a doll blanket or soft piece of fabric to be a blanket.
6. Make a river from blue construction paper to help tell the story of Baby Moses in the basket.

Bible Story:


Baby Moses in the Basket

Exodus 2:1-10

**Adult supervision is recommended.

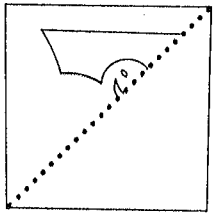
A BABY IN A BASKET

PREPARATION




You'll need scissors and one sheet of typing paper. Before you tell the story, fold one corner of the paper diagonally to meet the opposite side. Cut off and discard the extra paper at the end so you'll have a square.


THE STORY




There was once a mean king in Egypt. He didn't like God's people. He hated them so much that he wanted to get rid of all their boy babies. God's people were afraid of this mean king.

 *Cut out section A from the folded paper triangle.*


One mother decided to save her baby boy from the king. She carefully made a basket and put her baby in it. Then she put the basket in the river and let it float.

 *Cut out section B.*

She trusted God to take care of her baby. And she left the baby's big sister by the river to watch him. Do you have younger brothers or sisters? Do you ever help your parents take care of them? *Let children respond.*

 *Fold figure on dotted line C and cut out section D.*

While the basket was floating on the river, the king's daughter, the princess, came to the river. She saw the basket and asked her servant to bring it to her. When she looked in the basket, what did she see? *Let children respond.*

 *Unfold the figure.*

She saw the baby boy. He was so cute, the princess wanted to keep him. What would you do if you were the baby's big sister or brother? *Let children respond.*


The baby's sister ran to the princess. "Would you like me to find someone to care for the baby until he's big enough to go with you?" she asked.

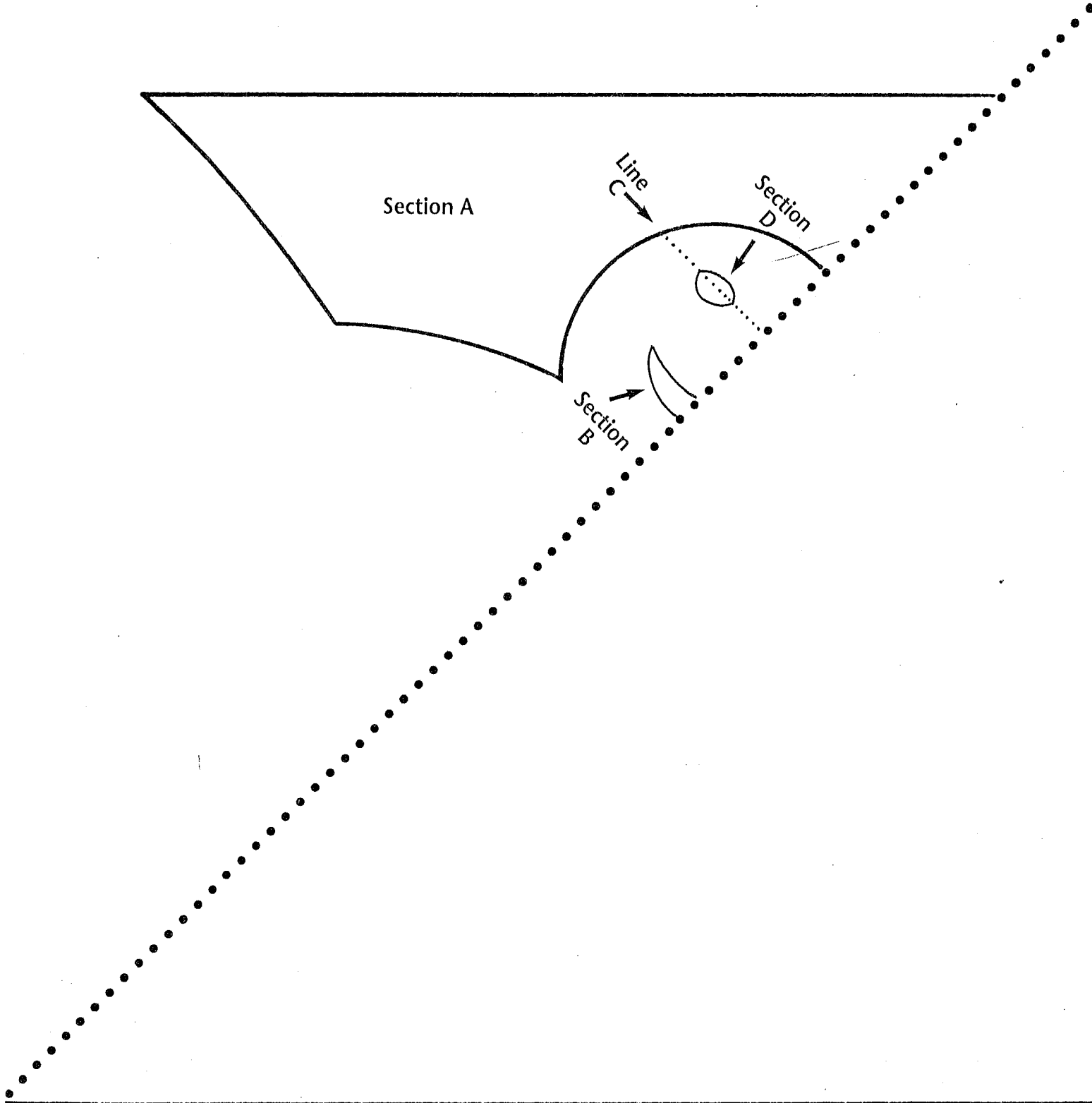
"Yes," said the princess.


So the baby's sister brought their mother to the princess. The princess gave the baby to his own mother so she could take care of him until he was big enough to live at the palace.

The baby boy grew up to be a great leader of God's people. Can anyone guess what the princess named this baby? *Let children respond.*

The princess named the baby Moses.





Cut off and discard this section 

Moses

Celebrate a Bible Hero

Study the story of Moses and then make it a story to remember by celebrating a day in his honor. The day can include the performance of "The Story of Moses" as a choral reading. It can also include the singing of the song "Brave Moses." See the next few pages for art projects with which to decorate the room, fun games to play, and serving suggestions for the performers and/or audience.

The Story of Moses

Moses was a hero as you may or may not know.
He lived in ancient Egypt a long, long time ago.

When Moses was a baby, the evil Pharaoh said,
"I want to make certain that the Hebrew boys are dead."

Moses' mother put him in a basket on the Nile.
Pharaoh's daughter found him and kept him as her child.

Moses grew and grew, and one day while watching sheep,
He saw a burning bush and drew near to take a peek.

God spoke to Moses from the bush and gave him this command:
"Go and tell Pharaoh to let my people leave this land."

So Moses went to Pharaoh and said, "Let God's people go,"
But Pharaoh's heart was hardened, and Pharaoh told him, "NO!"

Moses warned the Pharaoh he'd suffer at God's hand.
Then God sent many hardships upon that Egypt land:

Bloody water, frogs and gnats, sicknesses and flies,
Boils, locusts, hail, and dark and gloomy skies.

Finally, when Pharaoh's firstborn son lay dead,
Pharaoh summoned Moses and this is what he said:



"Take your flocks and go. Get up right now and leave.
All of us Egyptians could use a long reprieve."

But once the Israelites were gone, Pharaoh changed his mind,
And when the Israelites reached the Sea, Pharaoh's army was behind.

Moses stretched out his hand and parted the Red Sea.
The Israelites walked across dry ground as easy as could be.

But when the Egyptian army tried to cross that stretch of ground,
The water went back in its place and Pharaoh's army drowned.

So everything worked out just as God had planned,
And Moses is a hero... Let's give him a big hand!



Who Is Jesus?

He is creator,
(Arms up, open wide.)
Maker of heaven and earth... and me!
(Point to self.)

He is Savior,
(Make cross with arms.)
Gave His life upon the cross... for you and me.
(Point to others, then self.)

He is Lord,
Risen from the grave to set us free.
(Squat down, arms across chest, then slowly rise and spread arms out.)

He is King,
(Bow.)
Forgiving our hurts, pain, and sin
(Hand over heart.)

That we all...
Might live with Him, eternally!
(Arms up.)

